

DESCRIPTION OF *SPHEGOCLYTUS* NEW GENUS OF CLYTINI FROM CAUCASUS (INSECTA, COLEOPTERA: CERAMBYCIDAE)

Gianfranco Sama

ABSTRACT The author describes *Sphegoclytus* n. gen., a new genus of Clytini from the Caucasus (type species: *Clytus stepanovi* Danilevsky & Miroshnikov, 1985, **new assignment**), similar to *Pseudosphegesthes*, from which it differs by the lack of a distinct apophysis on the posterior part of the head (occurring in *Pseudosphegesthes* as well as in *Perissus*). The new genus is apparently closer to *Clytus*, from which it may be recognized by the shape of pronotum and the reduced sclerites of the internal sac of the aedeagus.

KEY WORDS Cerambycidae, Clytini, *Sphegoclytus*, new genus, Caucasus

INTRODUCTION

Danilevsky & Miroshnikov (1985) described *Clytus vesparum* ssp. *stepanovi* according to a small series of specimens from the Krasnodar district in north-western Caucasus. Miroshnikov (1990) proposed to regard *C. stepanovi* as a distinct species, chiefly according to the different shape of median and lateral lobes of aedeagus. Examination of some specimens of this rare species, recently collected near the type locality, clearly proved that it is unrelated to the genus *Clytus* and shows apparently affinity with *Pseudosphegesthes*. In fact, *C. stepanovi* does belong to a new genus which will be here described.

RESULTS

Description of the new genus

Sphegoclytus n. gen.

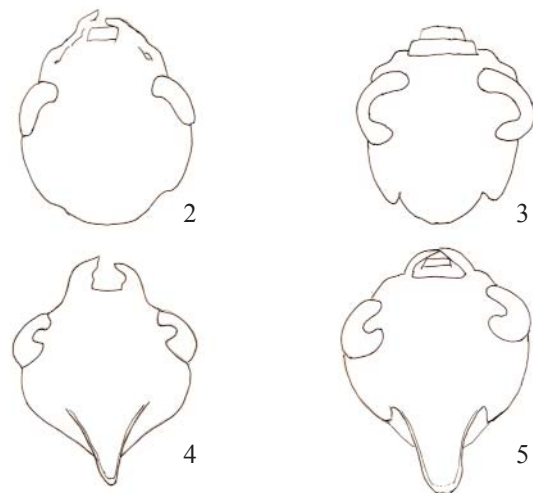
Type species: *Clytus stepanovi* Danilevsky & Miroshnikov, 1985 (Fig. 1), **new assignment**.



Fig. 1 Habitus of *Sphegoclytus* n. gen.: *S. stepanovi* (new assignment), ♀, Russia, North-West Caucasus, Krasnodar district, Gelendzhik, Belta village.

Head with front subvertical, without carinae or distinct longitudinal lines; the posterior part of head, concealed under the anterior part of pronotum, simple, not extended behind (Fig. 2). Antennae short (in both sexes hardly extending to the middle of elytra), all segments not spinose. Pronotum subhexagonal, slightly rounded at sides, the disc distinctly elevated on the anterior and posterior margins, transversally depressed on the middle between these two elevations and with one longitudinal depressed area on each side. Legs slender, 2nd segment of hind tarsi not longer than 3rd. Besides the basal falcate sclerite, the internal sac of aedeagus only with a single apical sclerite (Fig. 7).

The gender of the new genus is masculine.



Figs 2-5 Head of Clytini (dorsal view). (2) *Sphegoclytus stepanovi* (Danilevsky & Miroshnikov, 1985). (3) *Clytus arietis* (Linnaeus, 1758). (4) *Pseudosphegesthes cinerea* (Castelnau & Gory, 1836). (5) *Perissus fuliginosus* (Chevrolat, 1863).

DISCUSSION

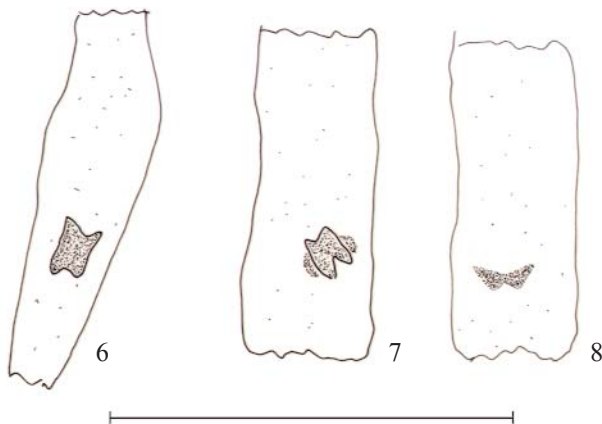
The new genus appears to be a transition between *Clytus* Laicharting, 1784 and *Pseudosphegesthes* Reitter, 1913. On account of the shape of pronotum and

its rasp-like punctation and the typical apical sclerite of the internal sac of aedeagus, it appears close to *Pseudosphegesthes* from which it differs by the following characters: head with front not carinate longitudinally, posterior part of the head not extended behind, whereas the head of *Pseudosphegesthes*, as well as the closely related genus *Perissus* Chevrolat, 1863, has a very distinctive extension on its posterior part, concealed under the anterior part of the pronotum (Figs 4-5); 3rd antennal segment shorter than both scape and 4th segment, 2nd segment of hind tarsi not longer than 3rd (distinctly longer in *Pseudosphegesthes*). The new genus appears more closely related to *Clytus* from which it differs in the shape and number of sclerites of the internal sac of aedeagus (which in *Clytus* has two rows of spines) (Figs 9-10), the shape of pronotum, the 2nd segment of hind tarsi not longer than 3rd (distinctly longer in *Clytus*).

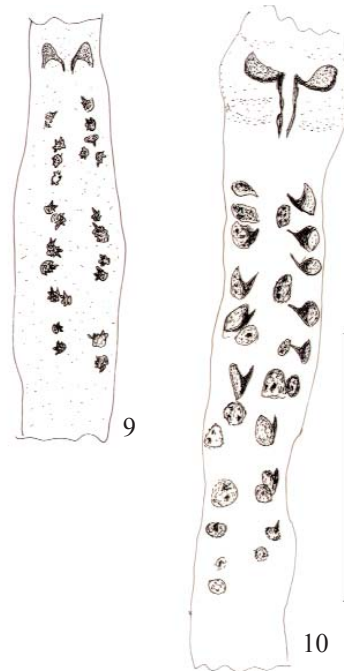
Clytus vesparum Reitter, 1889 (described from "Talış", currently Azerbaijan) possibly belongs to the new genus. I know only one specimen of this very rare species, the lectotype female (Sama, 1997), which is rather different from *S. stepanovi*; I therefore prefer to study the male (currently not at my disposal) and its internal sac of aedeagus, before removing it from *Clytus*.

I would like to call attention to the reduced armature of the internal sac of aedeagus in *Sphegoclytus* n. gen. (Fig. 6) and to the shape of its apical sclerite; this distinctive character shows surprising affinities with *Pseudosphegesthes* (Fig. 6) and also with *Xylotrechus* Chevrolat, 1860 (Fig. 8).

Regarding *Pseudosphegesthes* and *Perissus*, there are so evident similarities between them, including the distinctive cranial morphology, that they might reveal as congeneric (which would render the former generic name a junior subjective synonym of the latter). Their



Figs 6-8 Apical sclerites of the internal sac of aedeagus of Clytini. (6) *Pseudosphegesthes cinerea*. (7) *Sphegoclytus stepanovi*. (8) *Xylotrechus ilamensis* Holzschuh, 1979. Scale bar = 1 mm.



Figs 9-10 Internal sac of aedeagus of *Clytus*. (9) *C. kumalariensis* Johanides, 2001. (10) *C. kabateki* Sama, 1997. Scale bar = 1 mm.

distribution appears to be vicariant: *Pseudosphegesthes* is distributed in western Palaearctic area, eastward to the Caucasus, where it occurs sympatrically with *Sphegoclytus* n. gen.; *Perissus* is distributed from the Northern India eastward to Thailand, Japan, Indonesia and Papua New Guinea.

ACKNOWLEDGMENTS

The correct identification of specimens studied and illustrated in this paper has been kindly confirmed by M.L. Danilevsky and A.I. Miroshnikov; the former also confirmed that *C. stepanovi* belongs to a new genus. I sincerely thank both of them. I also wish to thank Martin Rejzek (Norwich, United Kingdom) for revising the English language of my manuscript.

REFERENCES

- DANILEVSKY M.L., MIROSHNIKOV A.I., 1985. *Timber-beetles of Caucasus (Coleoptera, Cerambycidae). The key*. Krasnodar, 419 pp.
- MIROSHNIKOV A.I., 1990. To the knowledge of the Longicorn Beetles (Coleoptera, Cerambycidae) of the Caucasus. I. *Entomologicheskoe Obozrenie* **69**: 84-92.
- SAMA G., 1997. Un nouveau *Clytus* de Syrie: *C. kabateki* n.sp. (Coleoptera Cerambycidae). *Biocosme Mésogéen* **14**: 49-52.

AUTHOR'S ADDRESS

Gianfranco Sama

Via Raffaello 84, I-47023 Cesena, Italy

e-mail: g.sama@cesena.nettuno.it